




Security Tech Germany

Euro Cylinder E60 for Doors

High Security, Service & Convenience



- High precision manufacturing & top grade materials
- High security: Approved by SKG** Nederland
- Emergency & convenience feature:
Outside key opens door
even with internal key in place

Euro Cylinder E60 for Doors

New ABUS 6-pin cylinder with emergency feature and SKG** approval



Theft Prevention

8 hardened steel pins per keyway protect cylinder from drill attacks.

See diagram with hardened pins shown dark blue. ABUS pin design thwarts 'bumping' attacks.

Keyed Alike (KA)

Cylinders can be supplied with the same key for whole house/building or to match an existing E60 key.

Master Keyed (MK)

Cylinder suites can be made to come with different keys but with one master key to open all locks on same building.

Padlock Integration

ABUS 83 series padlocks can be made to match keyed alike (KA) or master keyed (MK) E60 cylinder suites.

Convenient Security

Emergency & convenience feature:
Outside key opens door even with internal key in place.

Tested Security - Made according to:

- BS EN 1303: 2005
- DIN 18252: 2006-12 Class 20
- SKG**




Long Key Neck


Fits doors with security escutcheons.

E60 Range, Finish & Sizes


Measure the cylinders you require using template/gauge on back page, complete the table below, pass your E60 order to your dealer!

Double Cylinders – Pearl Nickel finish		Quantity
	30/30	
	30/35	
	30/40	
	30/45	
	30/50	
	30/55	
	30/60	
	35/35	
	35/40	
	35/45	
	35/50	
	40/40	
	40/45	
	40/50	
	45/45	
	45/50	
45/55		
50/50		

Double Cylinders – Polished Brass finish		Quantity
	35/35	
	40/50	
	45/55	

Knob Turn Cylinders – Pearl Nickel finish (C=Cylinder Side, K=Knob Side)		Quantity
	C10/K30	
	C30/K30	
	C30/K35	
	C30/K45	
	C35/K35	
	C40/K40	
	C40/K50	
	C45/K30	
C45/K55		

Knob Turn Cylinders – Polished Brass finish (C=Cylinder Side, K=Knob Side)		Quantity
	C35/K35	

Half Cylinders – Pearl Nickel finish Cam adjustable in 12 positions		Quantity
	10/30	
	10/35	
	10/40	
	10/45	
	10/50	

ABUS

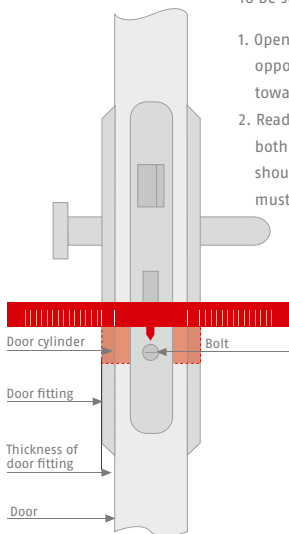
Security Tech Germany

Security is a matter of trust.
Millions of people worldwide
trust the ABUS brand.


Which cylinder(s) size(s) do I need?

To be sure use the gauge on this page.

1. Open the door, placing the gauge opposite with the white arrow pointing towards the bolt that holds the cylinder.
2. Read the lengths of the cylinder on both sides of the gauge. Your E60 cylinder should be flush with the door fittings and must not protrude by more than 2 mm.



Your security provider



ABUS

The good feeling of security